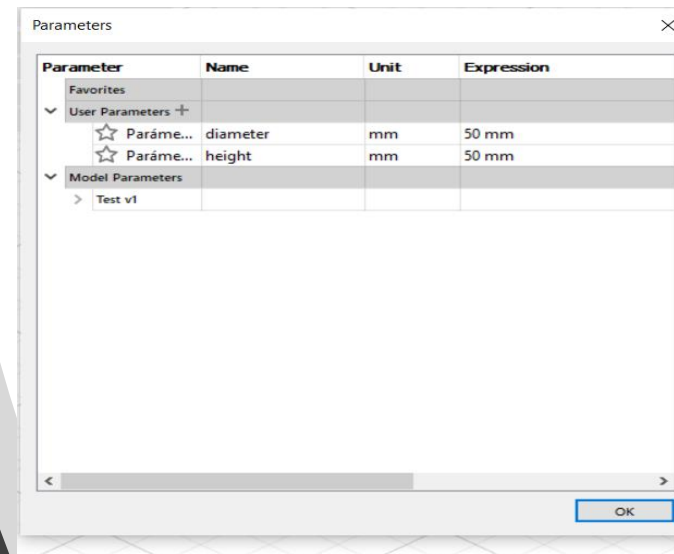
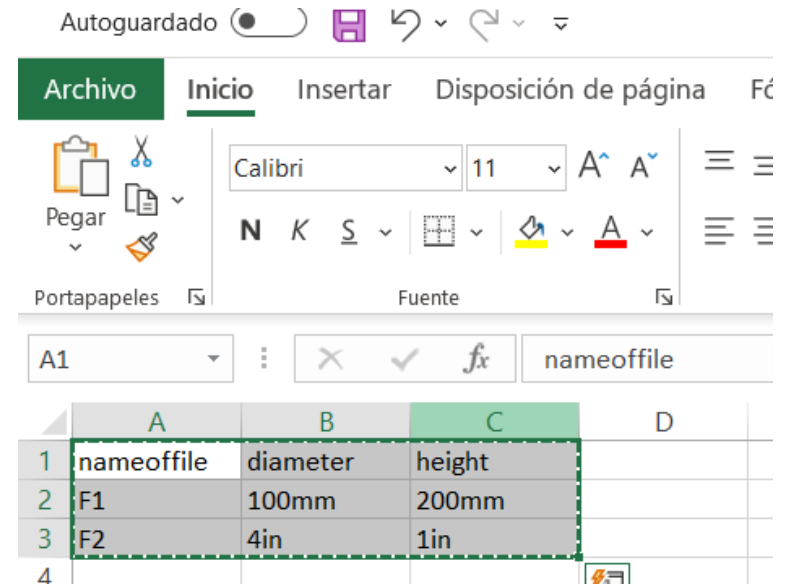




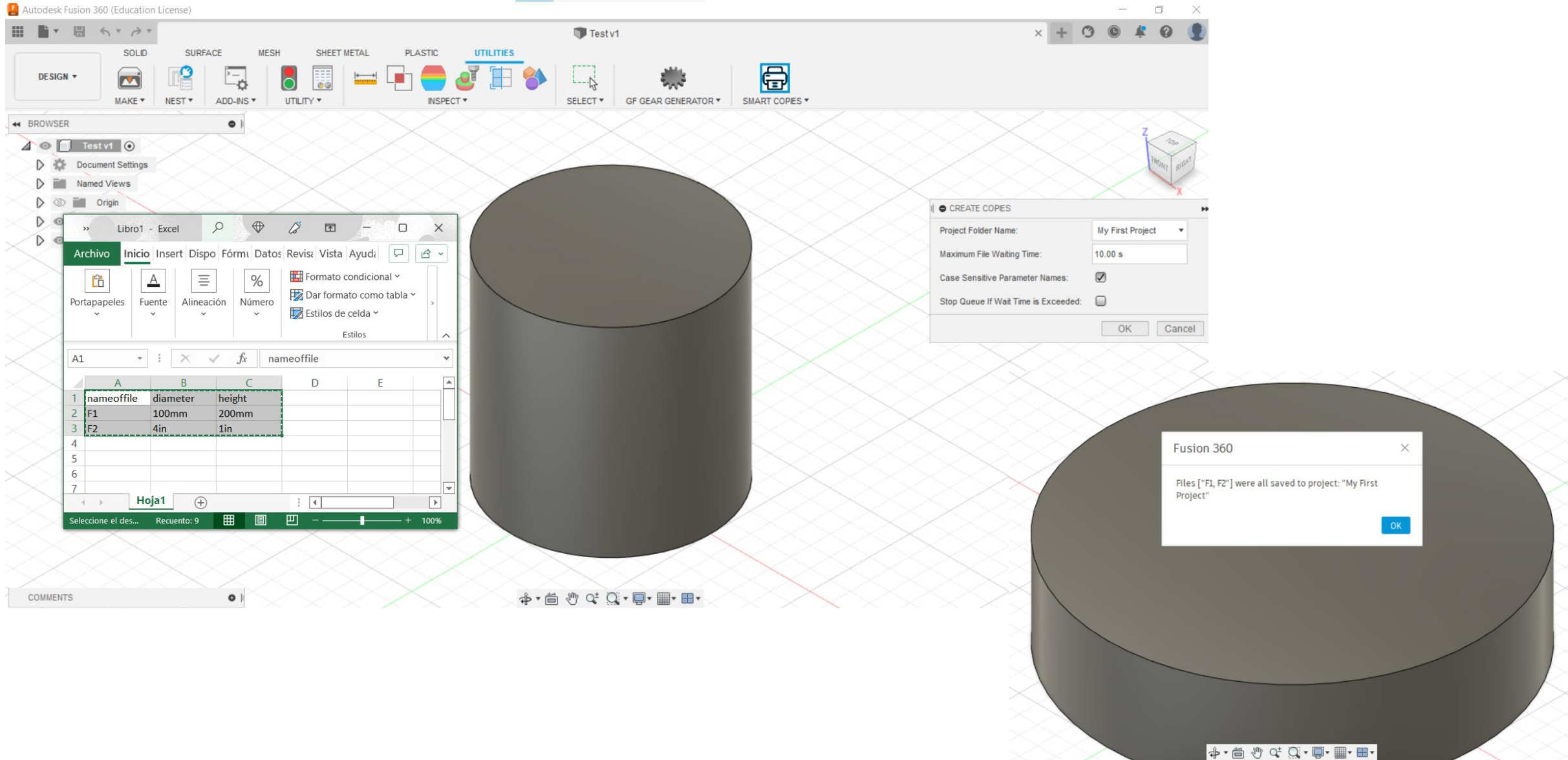
Smart Copies Tutorial

Requirements

- An active document parameterized using user parameters.
- An Excel table **currently copied in the clipboard** with the column headers as the user parameters name, being so that each row is a file configuration.



- Then, with the excel table copied in the clipboard use the create copies button and that's it! Files should be saved on the specified project.










Juan G. ▾

Data | People

Upload | New Folder | ⚙️

My First Project

-  **F1**
2:53:00 PM V1 ▾
-  **F2**
2:53:12 PM V1 ▾
-  **F360 HGEAR11**
10/11/22 V1 ▾
-  **File 3**
10/17/22 V1 ▾
-  **Mamadaalex**
1/9/20 V1 ▾
-  **Test**
2:40:58 PM V1 ▾
-  **Untitled**
12/30/19 V1 ▾

DESIGN ▾ | SOLID | MAKE ▾

BROWSER

- F2 v1
- Document Settings
- Named Views
- Origin
- Bodies
- Sketches

COMMENTS